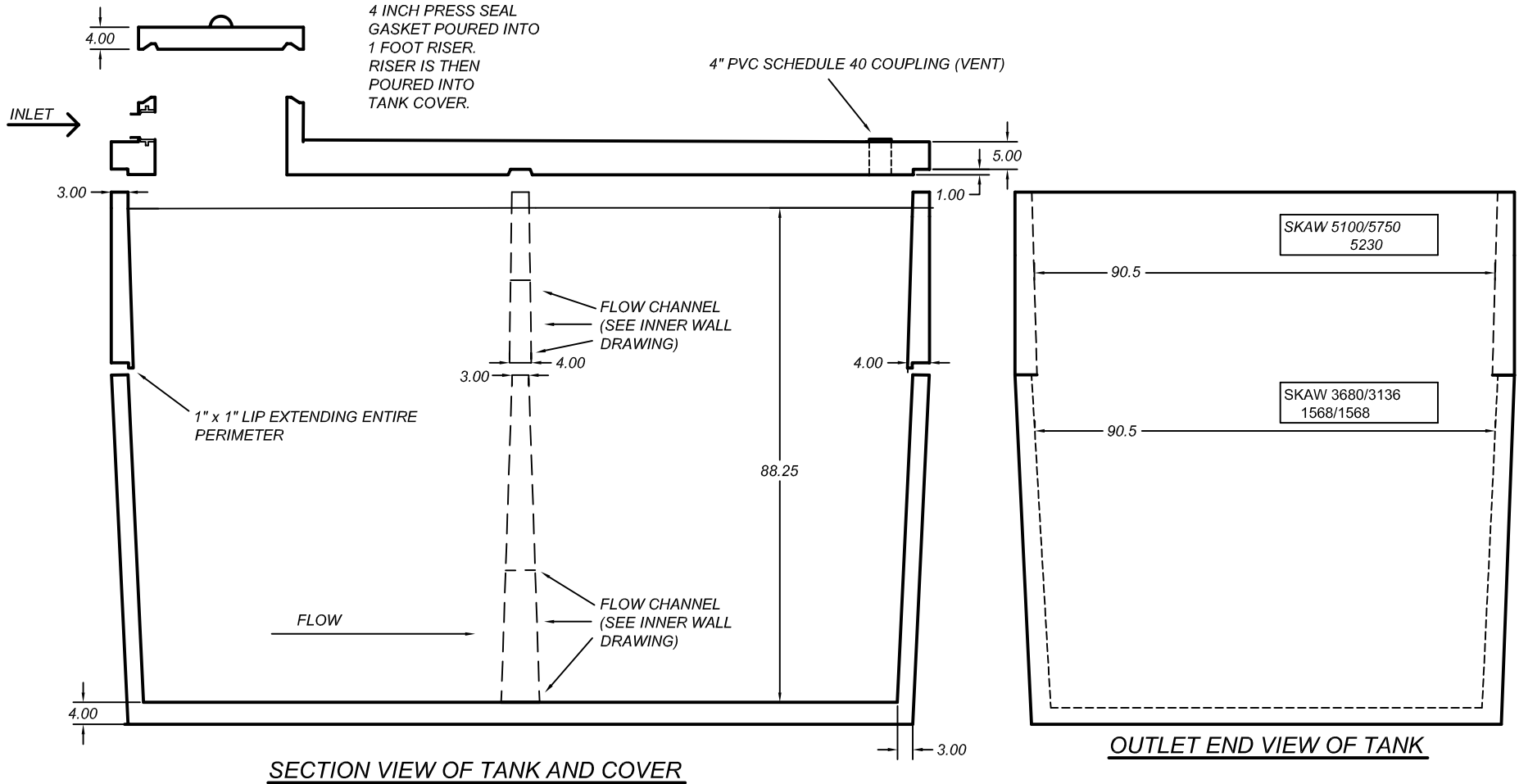


WARNING: DEATH MAY OCCUR IF TANK IS ENTERED WITHOUT PROPER EQUIPMENT

NOTE: CROSS SECTION DRAWING DEPICTS EXTENSIONS FLOATING. (PRE-ASSEMBLED)
 NOTE: LIQUID DEPTH MEASUREMENT REFLECTS ASSEMBLED TANK DIMENSION.



SECTION VIEW OF TANK AND COVER

OUTLET END VIEW OF TANK

Model Number: **5750 HOLDING**

Approved for: HOLDING, PUMP

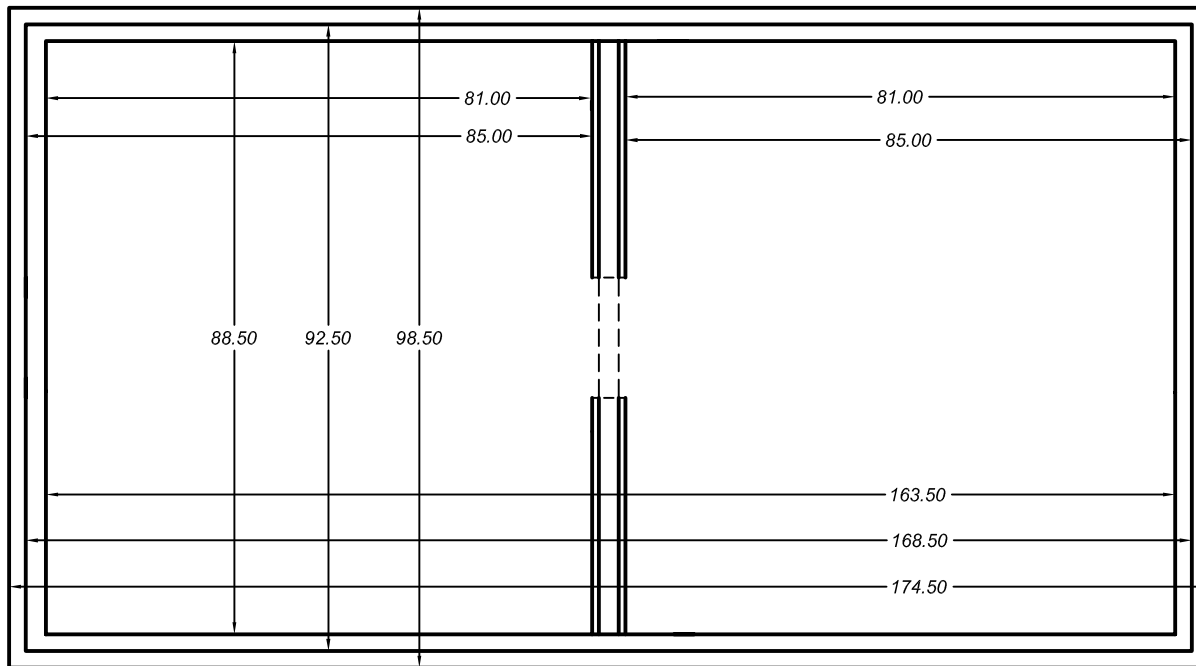
Weight	Inlet Dim.	Outlet Dim.	Liq. Depth	Gal. / In.	Max. Cap.
26,500 lbs.	99"	N/A	88.25"	65.2	5,754 gal.

SKAW PRE-CAST

26255 105th Street, New Auburn
 Wisconsin 54757
www.skawprecast.com

Phone: (715) 967-2277
 Toll Free: 1-800-924-8625
 Fax: (715) 967-2707

TOP VIEW OF TANK (TAPERED)



Model Number: **5750 HOLDING**

Approved for: HOLDING, PUMP

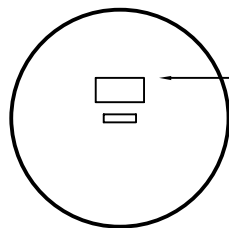
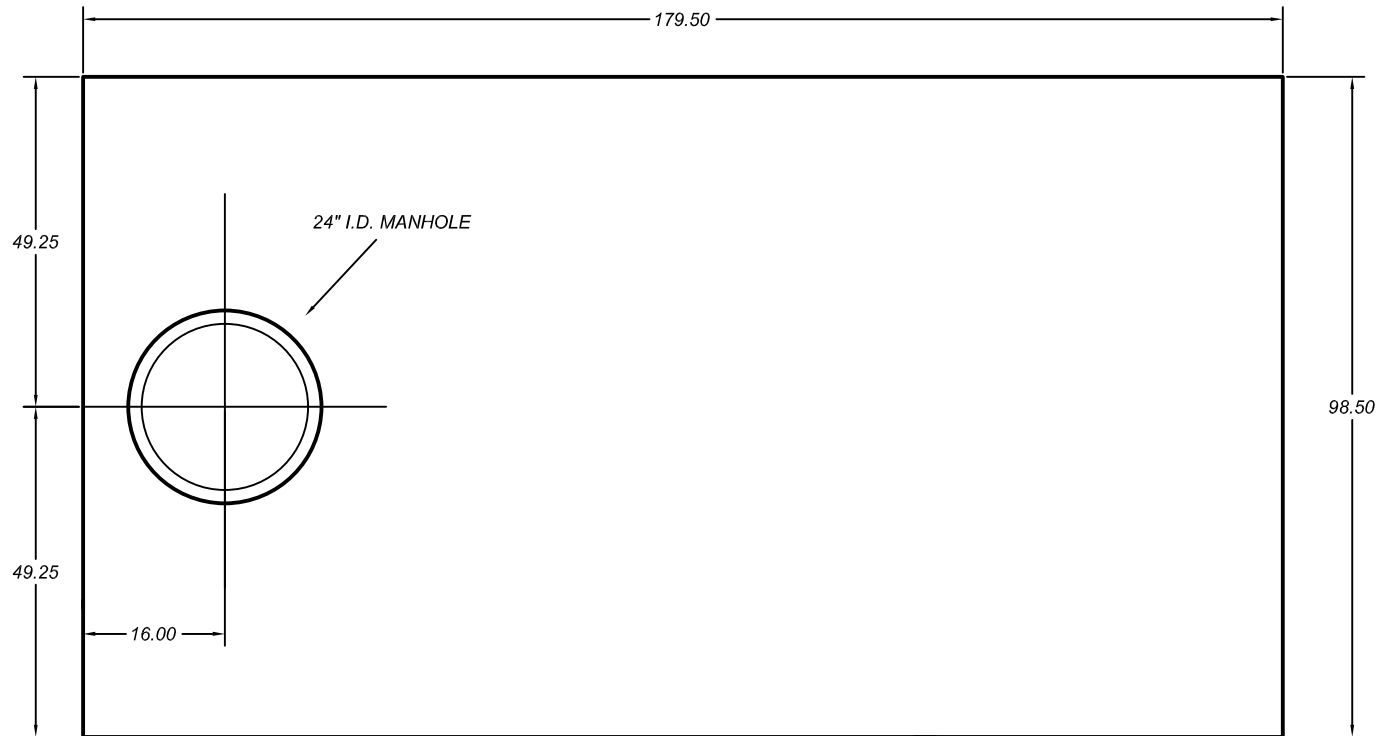
Weight	Inlet Dim.	Outlet Dim.	Liq. Depth	Gal. / In.	Max. Cap.
26,500 lbs.	99"	N/A	88.25"	65.2	5,754 gal.

SKAW PRE-CAST

26255 105th Street, New Auburn
 Wisconsin 54757
www.skawprecast.com

Phone: (715) 967-2277
 Toll Free: 1-800-924-8625
 Fax: (715) 967-2707

TOP VIEW OF COVER



WARNING DEATH MAY
OCCUR IF TANK IS
ENTERED WITHOUT
PROPER EQUIPMENT

Model Number: **5750 HOLDING**

Approved for: HOLDING, PUMP

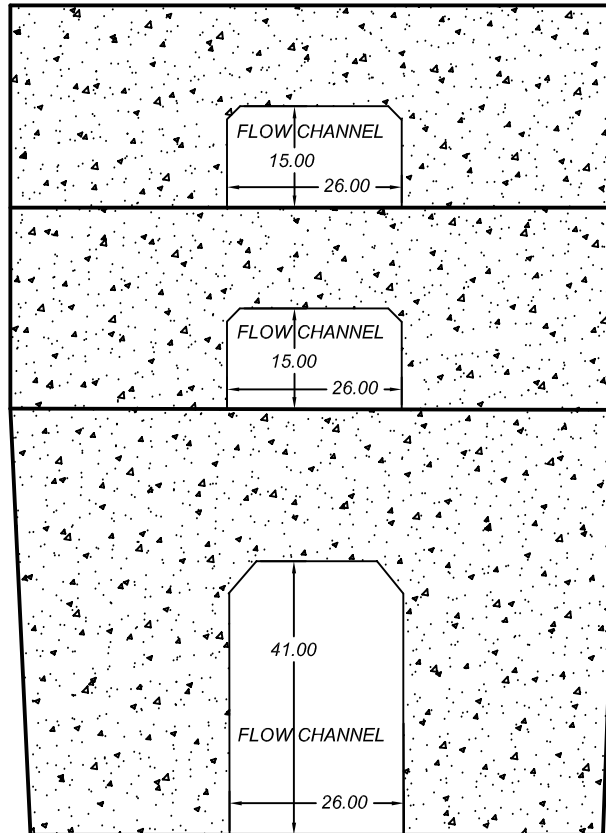
Weight	Inlet Dim.	Outlet Dim.	Liq. Depth	Gal. / In.	Max. Cap.
26,500 lbs.	99"	N/A	88.25"	65.2	5,754 gal.

SKAW PRE-CAST

26255 105th Street, New Auburn
Wisconsin 54757
www.skawprecast.com

Phone: (715) 967-2277
Toll Free: 1-800-924-8625
Fax: (715) 967-2707

SKAW PRECAST INNER WALL FLOW CHANNEL



SKAW: SECOND EXTENSION ON
A THREE PIECE TANK

SKAW: FIRST EXTENSION ON
A TWO PIECE TANK

SKAW: ONE PIECE TANKS
LARGER THAN 3000 GALLONS

OUTLET END VIEW OF TANK

Model Number: **INNER WALL FLOW CHANNEL**

Approved for: SEPTIC, SIPHON, HOLDING, OR PUMP CHAMBER

Weight	Inlet Dim.	Outlet Dim.	Liq. Depth	Gal. / In.	Max. Cap.
N/A	N/A	N/A	N/A	N/A	N/A

SKAW PRE-CAST

26255 105th Street, New Auburn
Wisconsin 54757
www.skawprecast.com

Phone: (715) 967-2277
Toll Free: 1-800-924-8625
Fax: (715) 967-2707